



Instructor's Guide

Short course 5: *Developing Concept Notes and Funding Proposals for Existing Climate Finance Mechanisms*

Table of content

Overview	3
Why this course?	3
What will be achieved by this course?	3
Who is expected to take this course?	4
How long is the course?	4
What to find in this course and where?	4
Structure of the instructor's guide	5
Modalities of course delivery	5
1. Plenary lectures.....	5
2. Exercises.....	5
3. Group work.....	5
SESSION ONE: PRELIMINARIES FOR DEVELOPING CONCEPT NOTES AND CLIMATE FINANCE PROPOSALS	6
Introduction	6
Learning objectives	6
Session approach	6
Timing	6
Guidance on the use of slides	6
SESSION TWO: THE GCF ADAPTATION PROPOSAL DEVELOPMENT	12
Introduction	12
Learning objectives	12
Session approach	12
Timing	12
Guidance on the use of slides	13
SESSION THREE: PRACTICAL SESSION ON CONCEPT NOTE DESIGN	16
Introduction	16
Learning objectives	16
Session approach	16
Timing	16
Guidance on use of slides	17

Overview

This instructor's guide introduces the course, provides context for the material in this course, and emphasises particular key junctures related to aiding the instructor in explaining the content. The instructor's guide also elaborates how the course modules have been structured, how these modules contribute to the overall objectives of the course, and how this course should be taught in the context of providing capacity strengthening on climate finance for government officials and other experts who may benefit from the material offered in this course.

Why this course?

The escalating impacts of climate change necessitate urgent and scaled-up action. Climate finance is a critical component of addressing this challenge, yet many developing countries and communities struggle to access and effectively utilize available funds. A training course focused on developing projects for existing climate funds is essential to bridge this gap.

The *Developing Concept Notes and Funding Proposals for existing climate finance mechanisms* course unpacks the fundamentals for concept notes and funding proposals design. The course provides a practical approach that equips participants with the tools and essential knowledge needed to develop concept notes and understand how those processes feed into proposals. It examines the project preparation process, access to the major climate funds under the UNFCCC in terms of investment areas, investment criteria and financial instruments, with a focus on the Green Climate Fund.

Indeed, a well-designed projects is the cornerstone of successful climate finance resource mobilization and effective climate action. It serves as a roadmap, outlining the problem, proposed solution, expected outcomes, and the resources required. The course is designed to provide the participants with tools and instruments to master key components of climate projects design. The course leverage on the backgrounds and contents from the previous four (4) courses developed as part of this Serie of training courses.

What will be achieved by this course?

- 1 Strengthened understanding about the preliminaries for a concept notes and funding proposals, the templates to use, the project cycles and processes of project design and submission to existing climate funds.
- 2 Gained the skills to craft persuasive proposals that align with climate funders requirements, and develop compelling proposals.
- 3 Enhanced your climate proposal's competitiveness and increase funding chances.

Who is expected to take this course?

This course is targeted at governmental officials, and non-governmental agencies and organisations. It is particularly oriented to officials involved in climate action, development of climate related project-proposals and programmes, and their implementation.

How long is the course?

The total time required to complete the course is estimated to be **three (3) hours** for the theoretical part and between **half a day and 3 days** for the practical part depending on whether the training goal is to practice some part of the concept note (climate rationale, ToC, GESI Mainstreaming etc.) or to develop a complete concept note with the participants for its submission to a climate funders (like the GCF).

What to find in this course and where?

The content of the *Developing Concept Notes and Funding Proposals for existing climate finance mechanisms* course responds to the objectives and outcomes of the course as described above. The course is comprised of three sessions:

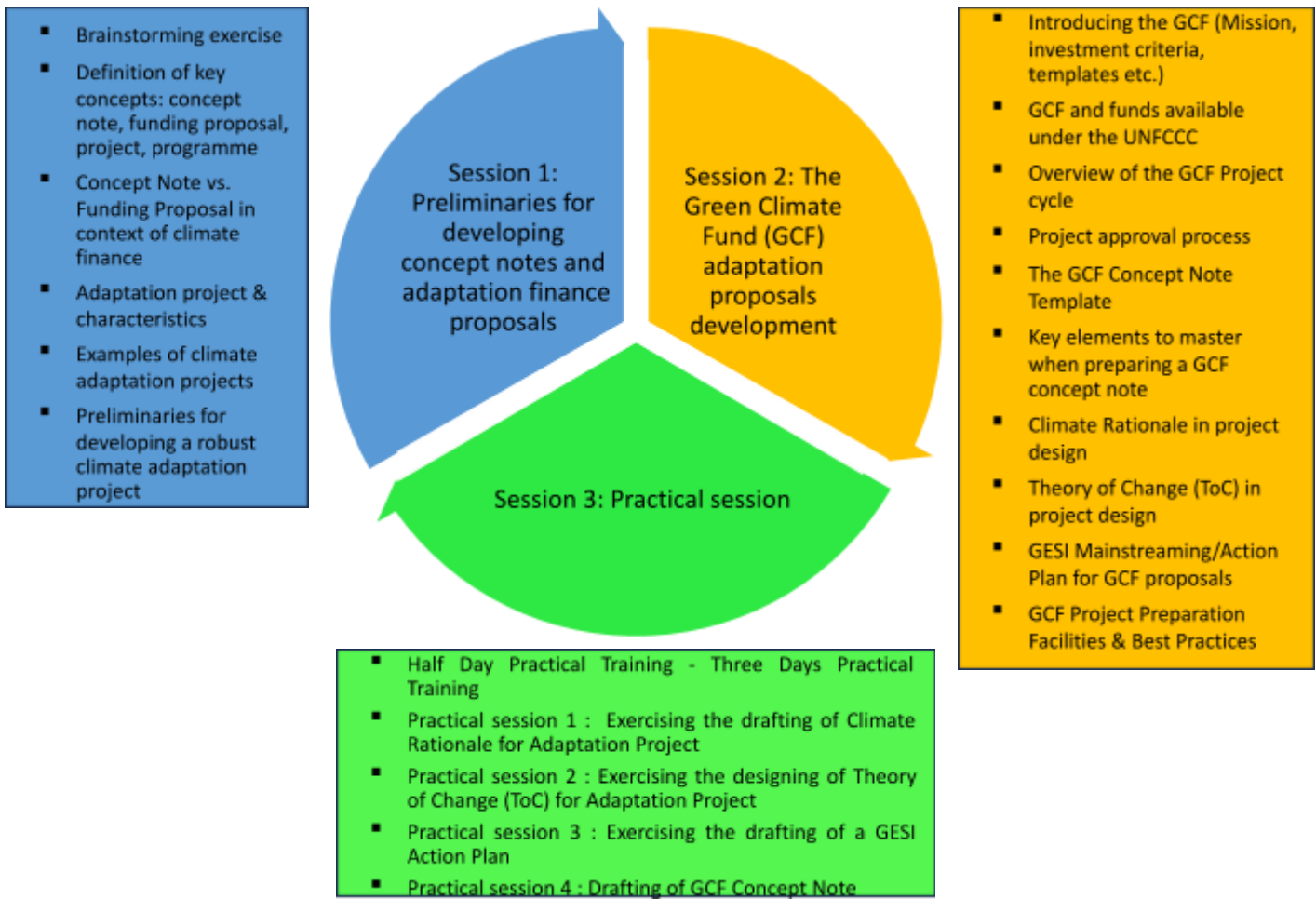


Figure 1: Course Sessions

Structure of the instructor's guide

For the instructor's guide, each of the three sessions is made up of the following:

- **Introduction** that provides an overview of the session and its objectives.
- **Learning objectives** for the session, stating what the participant can expect to learn in the session.
- **Timing:** a breakdown of the specific activities and time allocation for each of them in the session.
- **Guidance on use of slides** provides information that is needed by the trainer in deciphering messages from the slides as well as an indication on which of the slides may need attention or specific action to be taken during engagements.
- **Exercises (where applicable):** this section indicates the type of exercises to be taken for the session and possible answers, as well as indications of where they can be placed during the session.

Modalities of course delivery

This course employs a diversity of methods, including lectures (PowerPoint and informal engagement) and participatory sessions (e.g. group work, pair work and discussions, brainstorming and exercises).

1. Plenary lectures

The plenary sessions are designed to be structured around the Powerpoint presentation, which is in-turn structured around the course workbook. During lectures, the facilitator should encourage active participation and discussion around the introduced concepts and topics, and is encouraged to elicit discussion and field questions. In addition to presenting course content, the plenary sessions are meant to encourage participants to brainstorm and debate on concepts and issues extensively as a precursor to any presentations that are given.

2. Exercises

Exercises are designed to elicit participation in small-group work or paired work, as well as individual reflection moments, that serve to unpack key concepts. In some cases, the exercises will be questions, in other cases they will be discussion questions for exploration that provide a sense of the level of understanding gained from the session. In addition to guiding the participants through the exercises, the facilitator should also be able to address any misconceptions and misunderstandings of the concepts.

3. Group work

Group engagements during the sessions are designed to encourage deeper exploration and investigation on focus areas arising from the facilitator. Group work engagement should be designed to enable an environment of critical thinking as well as sharing of lessons from different contexts.

Sessions

SESSION ONE: PRELIMINARIES FOR DEVELOPING CONCEPT NOTES AND CLIMATE FINANCE PROPOSALS

Slides 4-11 of the PowerPoint and pages 9-16 of the workbook

Note: It is recommended that the instructor review the relevant workbook pages prior to conducting the training session.

Introduction

This session provides an extensive background on the preliminaries for developing concept notes and climate finance proposals. It helps learners to understand the basis for developing a robust climate adaptation project.

Learning objectives

On completion of the session, participants are expected to be able to understand:

- the difference between a climate project and a classic development project.
- The key concepts for project design and the difference between concept notes and funding proposals.
- The adaptation projects and its characteristics.
- Key considerations for a robust climate adaptation project.

Session approach

The session starts with a **brainstorming exercise**, to clarify and demystify critical concepts and misunderstanding and create a framework for new learning.

It will largely employ PowerPoint presentations to explain the difference between the concept notes and funding proposals, design process and content, the characteristics and examples of adaptation projects.

Timing

Brainstorming exercise: 30 minutes

Powerpoint presentation: 30 minutes

Plenary discussion: 15 minutes

Guidance on the use of slides

The resource material for these slides can be found in the workbook version of the course. That information is intended to aid the instructor in expanding on messages from the slides. Brief explanations of key talking points (take-home messages) of select slides are included below; these are the slides for which more explanation is needed.

Slide 5: Eight questions are proposed here to initiate discussions on the preparation of adaptation concept notes and funding proposals. The facilitator is asked to adapt the questions if necessary to the reality of the country and the public in front of them. In addition the facilitator should consider the following questions:

- **Q1: What is the difference between a climate project and a classic development project?**

The primary distinction between a climate adaptation project and a classic development project lies in their primary objective, focus and climate change consideration:

	Climate adaptation project	Classic development project
Focus	Specifically designed to reduce the vulnerability of communities and systems to the adverse effects of climate change.	Primarily aimed at improving socio-economic conditions, such as poverty reduction, infrastructure development, or healthcare improvement.
Climate change consideration	Climate change is the central driver and the project is explicitly designed to address its impacts.	Climate change might be a secondary or tertiary factor, if considered at all.

However, it's important to note that these two types of projects are often interconnected. Many climate adaptation projects also contribute to development goals, and vice versa. For instance, building climate-resilient infrastructure can both protect against climate impacts and improve economic activity. In essence, while both types of projects aim to improve people's lives, climate adaptation projects have a specific focus on building resilience to the changing climate.

- **Q2: What are the most vulnerable sectors in which adaptation projects can be developed in your country?**

The facilitator should consider reviewing the climate risks and vulnerability at national level before the training and share insights with the participants. It should be considering the priority adaptation sectors provided in the National Adaptation Plan, the GCF country programme or any other climate policy document at the national or subnational levels.

- **Q3: Where can I get the idea for my climate adaptation project from?**
Identifying a compelling idea for a climate adaptation project often requires a combination of observation, analysis, and creativity. Some tips to identify a climate adaptation idea include: Identify specific vulnerabilities and gaps in existing adaptation measures, Explore opportunities to combine climate adaptation, mitigation (co-benefit projects) and/or biodiversity conservation. It is recommended to prioritize projects that benefit those most affected by climate change, and also to select project ideas with sustainability and long-term benefits in mind.
- **Q4: Who are the stakeholders to involve in the adaptation project (Concept Note) development?**
Involving a diverse range of stakeholders in the development of a climate adaptation project concept note is crucial for ensuring its relevance, effectiveness, and sustainability.

Here are the primary groups to consider:

- o GCF National Designated Authority (NDA) plays a pivotal role in shaping and guiding climate change project design within the context of the Green Climate Fund (GCF). More specifically the NDA delivers the non-objection letter, ensuring that projects align with national climate change policies, strategies, and priorities. The NDA should evaluate project proposals to determine their eligibility for GCF funding and their alignment with national development goals.
- o National climate change focal points ensure consistency with national climate strategies.
- o Direct beneficiaries of the project, providing insights into their needs and priorities.
- o National development planning agencies to align the project with national development priorities.
- o Civil society organizations can provide grassroots perspectives and implementation support.
- o Climate change experts to provide technical guidance and insights.
- o Research institutions and academia to provide technical expertise and data, offering research support and capacity building.
- o Private sector as potential co-funder can contribute to project implementation and sustainability.

While NDAs play a crucial role, they often face challenges such as limited capacity, resource constraints, and competing priorities. However, they also have opportunities to strengthen their role through capacity building, strategic partnerships, and effective communication, and the proposed project can also contribute to developing the capacity of the NDA.

It's essential to establish effective communication channels and mechanisms for stakeholder engagement throughout the concept note development process. This will

ensure that the project is responsive to the needs of the target community and aligned with broader climate goals.

- **Q5: What reassures me that my project will be accepted by the GCF before even going to its analysis?**

While there's no guaranteed acceptance before a GCF project undergoes a full analysis, certain elements can significantly increase its chances of progressing to the next stage.

Alignment with GCF Priorities

- **Clear linkage:** Ensure the project directly addresses one or more of the GCF's result areas.
- **Paris Agreement compatibility:** Demonstrate how the project contributes to the goals of the Paris Agreement.
- **Country-driven:** Emphasize national ownership and alignment with national climate strategies.

Strong Project Design

- **Problem identification:** Clearly articulate the climate change problem the project aims to address.
- **Innovative solutions:** Demonstrate a unique and effective approach to tackling the problem.
- **Measurable impact:** Define clear and quantifiable indicators to assess project outcomes.
- **Sustainability:** Outline how the project's benefits will be sustained beyond the funding period.

Robust Stakeholder Engagement

- **Community involvement:** Highlight the participation of project beneficiaries in the design and implementation.
- **Partnerships:** Demonstrate collaboration with relevant stakeholders, including government agencies, NGOs, and the private sector.
- **Gender equality and social inclusion:** Integrate these dimensions into the project design.

Financial Viability and Resource Mobilization

- **Cost-effectiveness:** Demonstrate that the project offers value for money.
- **Leverage additional resources:** Highlight co-financing and other sources of funding.
- **Financial sustainability:** Outline plans for long-term project financing.

Environmental and Social Safeguards

- **Risk assessment:** Identify potential environmental and social risks and propose mitigation measures.
- **Compliance:** Demonstrate adherence to GCF safeguards and international standards.

Monitoring, Evaluation, and Learning (MEL)

- **Robust MEL system:** Outline a comprehensive plan for tracking project progress and impact.
- **Knowledge sharing:** Describe how the project will contribute to knowledge generation and sharing.

It's important to note that the GCF's evaluation process is rigorous, and even projects that meet these criteria may face challenges. Continuous improvement and adaptation based on feedback are essential for project success.

▪ ***Q6: Where can I get data to develop my concept note? climate rationale? ToC? Etc.***

Gathering robust data is essential for developing a compelling climate rationale and theory of change for your GCF concept note. The short course 4 provides some relevant tools and data sources for climate rationale development. In addition to those sources, project developers should consider reviewing the national policies documents and conduct stakeholders and community consultations and engagement to collect additional data for the ToC co-design.

▪ ***Q7: Are there facilities/funding to support GCF project development?***

The Green Climate Fund (GCF) recognizes that developing countries may face capacity constraints in developing climate finance proposals. To address this, they offer the Project Preparation Facility (PPF).

The PPF provides both financial and technical assistance for the preparation of project and program funding proposals. This support is crucial for developing strong concept notes and full proposals. Key features of the PPF:

- **Funding:** Up to USD 1.5 million per application.
- **Technical assistance:** Provides expertise in project design, financial modeling, and other relevant areas.
- **Eligibility:** Open to Accredited Entities (AEs) and Direct Access Entities (DAEs).

By leveraging the PPF, project proponents can significantly enhance their chances of developing successful GCF proposals. The project promoters by collaborating with the AEs and DAEs in the designing of their concept note can facilitate endorsement for

access to PPF to conduct additional studies and take the concept note to the funding proposal phase.

▪ **Q8: What makes a project good/bankable in the case of the GCF?**

A bankable project for the Green Climate Fund (GCF) is one that demonstrates a high potential for climate impact, financial sustainability, and replicability. (i) The project clearly identifies a significant climate change challenge. (ii) The project proposes unique and effective approaches to address the problem. (iii) The project sets clear and quantifiable targets for its outcomes. (iv) The project outlines a clear path to long-term sustainability beyond the GCF funding period.

From a finance point of view, the project demonstrates financial viability: (a) Cost-effectiveness: The project demonstrates efficient use of resources. (b) Leveraged financing: The project attracts additional funding from other sources. (c) Financial sustainability: The project outlines a clear revenue generation or cost-recovery strategy.

Slide 9: In addition to the examples of adaptation projects presented in slide 9, it is recommended that the facilitator make a list of adaptation projects at the national and/or local level to facilitate the understanding of the participants.

Slide 10 & 11: Developing a robust climate adaptation project requires careful planning and preparation. The best climate adaptation options and measures respond to an evidence-based Needs Assessment and Climate Risk and Vulnerability Assessment. These assessments help identify hotspots and determine which communities are most at risk from climate change impacts, and how the identified and projected risks impact their ecosystems and livelihoods.

Stakeholder engagement should be considered from the beginning to the end. Involving local communities, and other relevant non-traditional actors help build relationships and foster trust and collaboration among stakeholders, and also contribute to strengthening the capacity of stakeholders to participate in project development, implementation while ensuring its sustainability and replicability.

SESSION TWO: THE GCF ADAPTATION PROPOSAL DEVELOPMENT

Slides 12-54 of the PowerPoint and pages 17-30 of the workbook

Note: It is recommended that the instructor review the relevant workbook pages prior to conducting the training session.

Introduction

This session provides theoretical background to the process of developing an adaptation project for the GCF funding mechanism.

The session describes the GCF projects cycle, presents the existing templates and how to use them, and puts emphasis on the key elements to master when preparing a GCF concept note, as well as the existing facilities for GCF Project Preparation.

Learning objectives

On completion of the session, participants will be able to understand:

- the GCF project cycle and priorities
- the GCF concept note and funding proposals templates
- the key elements to master when preparing a GCF concept note
- The development of climate rationale in the context of GCF
- the development of a Theory of Change (ToC) in project design
- the development of a GESI Action Plan
- the GCF Project Preparation Facilities & Best Practices

Session approach

This session is also theoretical and provides additional background before the practical activities that will be addressed in the subsequent session 3. Where necessary, small-group discussion should be considered to provoke thinking and level of understanding the use of the GCF templates and the best practices from presented case studies. The facilitator will then start the Powerpoint presentations providing overview of GCF project cycle, priorities, investment criteria and project preparation process.

Timing

Powerpoint presentation: 45 minutes

Introduction of the Template, tips and best practices: 30 minutes

Q&A session before the practical session: 30min

Guidance on the use of slides

The resource material for these slides can be found in the workbook version of the course. That information is intended to aid the instructor in expanding on messages from the slides. Brief explanations of key talking points (take-home messages) of select slides are included below; these are the slides for which more explanation is needed.

Slide 13: Please remember here that all the content of short course 1 relating to financing within the framework of climate negotiations, the financing mechanisms under the UNFCCC and specifically on the GCF are all relevant here.

Slide 14-22: This is a reminder of the important elements on the GCF already presented in short course 1 and which are very useful in the preparation of concept notes and GCF funding proposals, in particular the GCF investment criteria, the GCF project cycle, the GCF adaptation strategic impacts areas, and the GCF project approval process.

Slide 23-25: These three slides present the GCF Concept Note Template. It is very important to understand the different sections of the GCF concept note. It is important to go through the Template with the participants and remind them of the important elements to put in each section, what is mandatory and what is optional and also share some good practices based on approved concept note development experiences. The workbook pp 32-43 provides guidelines on how to draft the different session of the GCF Concept Note Template. If possible, copy some approved concept notes from the GCF website (especially for your country and region) and show how the sections have been completed.

Slide 27: Refer the participants to the content of the short Course 4 (SC4) focusing on the fundamentals of climate rationale building for GCF adaptation projects. Insist on the fact that **slides 25-31** are sharing summary/additional information to consider while drafting your climate rationale and are fully aligned with the content of SC4.

Slide 33-38: Note here that the GCF and other international climate funds values the **Theory Of Change (ToC)**. It is mandatory at the funding proposal phase, but optional for the Concept Note (although recommended). It's a roadmap that visualizes the causal pathways between activities, outputs, outcomes, and impacts. For climate adaptation projects, the ToC should clearly outline how the project will contribute to building resilience and reducing vulnerability. The section 2.5.2. of the workbook presents in details the preparation of the Theory of Change (ToC) in adaptation project design (workbook, pp 23-27).

Slide 40: Emphasize that unlike the logical framework, there is no standard and unique way to present the diagram of a theory of change. Due to the inherent complexity and diversity of climate adaptation projects, there's no single, universally accepted way to diagram it. This is because ToCs often involve changes at individual, organizational, community, and systemic levels. External factors and unexpected challenges can influence the project's trajectory.

Ultimately, the best ToCs diagram is one that effectively communicates the project's logic to the intended audience. It should be clear, concise, and relevant to the specific context.

Slide 45: A problem tree is an essential tool in developing a Theory of Change (ToC) for climate adaptation projects because it provides a structured approach to:

1. Identifying Root Causes:

- **Uncovering underlying issues:** It helps to delve deeper than the surface-level problems, revealing the root causes of climate vulnerabilities.
- **Prioritization:** By understanding the root causes, you can prioritize interventions that address the most critical factors.

2. Understanding Complex Relationships:

- **Interconnectedness:** Climate change impacts are often complex and interconnected. A problem tree helps visualize these relationships and identify potential leverage points.
- **Systemic thinking:** It encourages a holistic perspective, considering how different factors contribute to the overall problem.

3. Developing Effective Interventions:

- **Targeted solutions:** By identifying the root causes, you can develop interventions that address the core issues rather than just symptoms.
- **Maximizing impact:** Focusing on root causes increases the likelihood of achieving long-term and sustainable change.

4. Building a Strong Logical Framework:

- **Clear problem statement:** The problem tree forms the foundation for the ToC, providing a clear and concise problem statement.
- **Logical flow:** It helps to establish a logical sequence of interventions and outcomes, leading to the desired impact.

5. Engaging Stakeholders:

- **Shared understanding:** It facilitates a participatory process, allowing stakeholders to contribute to problem identification and analysis.
- **Ownership:** By involving stakeholders in creating the problem tree, it builds buy-in and commitment to the project.

In essence, a problem tree is a powerful tool that helps climate adaptation projects move beyond superficial solutions and address the underlying causes of vulnerability. It ensures that interventions are well-targeted, effective, and sustainable.

Slide 54: Take the participants back to the content of the Short course 3, which provides details on the GESI mainstreaming in climate finance and climate adaptation. In addition, the facilitator should introduce the participants to the [GCF practical manual to support the integration of gender equality in climate change interventions and climate finance](#) and also to the **GESI Action Plan Template** to be used in the following practical sessions.

SESSION THREE: PRACTICAL SESSION ON CONCEPT NOTE DESIGN

Slides 55-61 of the PowerPoint and pages 31-43 of the workbook

Note: It is recommended that the instructor review the relevant workbook pages prior to conducting the training session.

Introduction

Building on the learning process from the previous session, this session takes us to the practical session of the training.

Exercises are proposed on key parts of a concept notes and funding proposals.

Three practical exercises are proposed on (i) climate rationale, (ii) theory of change for an adaptation project and (iii) drafting a GESI Action Plan for the half day practical training.

For a 3-days practical training workshop, it is proposed to work on the full 12-pages concept notes for the GCF. The template of the concept note to be used is annexed to the workbook of the course.

Learning objectives

On completion of the session, participants will be able to:

- improve their practical comprehension of the climate rationale development for an adaptation project.
- Improved understanding and the practice of the design of a robust theory of change for an adaptation project.
- Practice gender equality and social inclusion (GESI) Action Plan.
- Benefit from mentoring to develop a complete GCF concept note.

Session approach

Through the PPT, the facilitator will introduce the hand-on training session. Guidance will be provided by the section facilitator, who will also share practical examples of successful case studies presented in the respective modules (climate rationale, ToC, GESI etc.), to serve as guidance for individual or guided group work.

Timing

Powerpoint presentation and guidelines: 30 minutes

Guided Individual or group exercise: 3h hours (for the half day training) or 2,5 days (for the 3 days practical training)

Feedback and lessons learnt: 30 minutes

Guidance on use of slides

The resource material for these slides can be found in the workbook version of the course. That information is intended to aid the instructor in expanding on messages from the slides. Brief explanations of key talking points (take-home messages) of select slides are included below; these are the slides for which more explanation is needed.

Slide 57: Before practicing practical exercise 1 on building a climate rationale for an adaptation project, it is highly recommended to review the content of the [short course 4](#) on the fundamentals of climate rationale preparation, as well as the recommended tools and instruments.



Each participant or a group of participants should identify a project idea. The project idea should be selected from an adaptation priority sectors in alignment with the country NAP, Sectoral NAP, NDC, ADCOM, National Development Plan, Subnational Development Plan etc. or a details national, subnational or sectoral climate risks and vulnerability assessments c conducted at country level (if available). The project idea also should be selected from the GCF results areas. Indeed, the Green Climate Fund has outlined eight **result areas**¹ to guide its investments in climate action. The eight result areas cover both mitigation and adaptation and provide the reference points that will guide GCF and its stakeholders to ensure a strategic approach when developing programmes and projects, while respecting the needs and priorities of individual countries. The result areas have been targeted because of their potential to deliver a substantial impact on mitigation and adaptation. The four adaptation results areas of the GCF include increased resilience of:

- Livelihoods of people and communities
- Infrastructure and built environment
- Health, food and water security
- Ecosystems and ecosystem services on mitigation and adaptation.

An overview of the GCF Adaptation results areas, investment criteria, results and indicators is presented [here](#).

The facilitator will guide the individual or group to:

- a) selected and validate a project idea
- b) identify the potential exposure, climate impacts, vulnerability and adaptation needs to

¹

which the proposed intervention should respond.

- c) identify how the causes of the identified problem are linked to climate change, demonstrating how climate change is exacerbating the problem.
- d) identify sources of data to support your answer.
- e) Draft a climate rationale narrative.

Slide 58: The facilitator should remind here the difference between a ToC and a classic Logframe of a development project. In summary, key steps in developing a ToC for an adaptation project include:

1. **Define the problem (start preparing a problem tree):**
 - o Clearly articulate the climate change-induced problem the project aims to address.
 - o Identify the target beneficiaries and their specific vulnerabilities.
2. **Vision the desired outcome:**
 - o Envision the long-term, ideal state after the project's completion.
 - o Consider the broader impact on the community and environment.
3. **Identify intermediate outcomes:**
 - o Break down the desired outcome into smaller, achievable steps.
 - o These should be measurable and contribute to the overall goal.
4. **Outline activities:**
 - o Define the specific actions and interventions required to achieve the intermediate outcomes.
 - o Ensure these activities align with the project's objectives.
5. **Identify inputs:**
 - o Specify the resources needed to implement the project, including financial, human, and material inputs.
6. **Add the assumptions and barriers:**

Share an example ToC for an adaptation project with the participants to guide their reflection. There are two case studies and examples in presentation of the course: **(Slide 41)** GCF FP131: Improving Climate Resilience of Vulnerable Communities and Ecosystems in the Gandaki River Basin, Nepal, and **(Slide 42)** F058: Responding to the Increasing Risk of Drought: Building Gender- responsive Resilience of the Most Vulnerable Communities.

Additional example for a Coastal Community Adaptation Project:	
Problem: Coastal erosion and flooding threaten	livelihoods and infrastructure in a small island developing state.
Desired Outcome: Resilient coastal communities with diversified livelihoods and improved infrastructure.	
Intermediate Outcomes:	
<ul style="list-style-type: none">• Reduced vulnerability of coastal communities to climate-related hazards.• Diversified income sources for coastal communities.	

- Strengthened early warning systems and emergency response plans.

Activities:

- Construction of coastal protection structures (e.g., seawalls, mangroves).
- Training on climate-resilient agriculture and fisheries.
- Development of community-based disaster response plans.

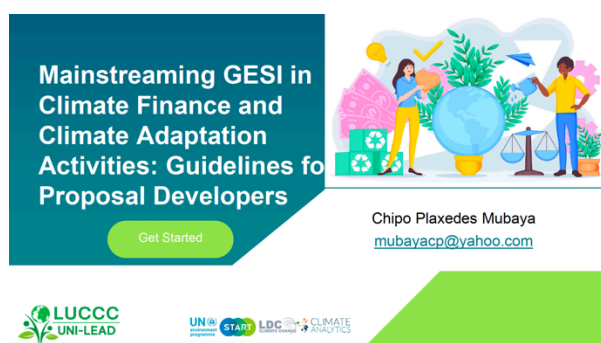
Inputs:

- Financial resources from GCF
- Technical expertise
- Community participation

Additional Tips

- Use clear and concise language.
- Visualize the ToC using diagrams or charts for better understanding.
- Regularly review and update the ToC as needed.

Slide 59: Before practicing practical exercise 3 on Gender Equality and Social Inclusion Action Plan for an adaptation project, it is highly recommended to review the content of the [short course 3](#) on the GESI Mainstreaming.



Remind the participants that the GCF places a strong emphasis on gender equality and social inclusion (GESI) as integral components of climate action. This means that GESI considerations should be embedded throughout the project cycle, from design to implementation and evaluation. Note that key aspects of GESI mainstreaming include:

Remind the participants that the GCF places a strong emphasis on gender equality and social inclusion (GESI) as integral components of climate action. This means that GESI considerations should be embedded throughout the project cycle, from design to implementation and evaluation. Note that key aspects of GESI mainstreaming include:

- **Gender Analysis:** Understanding the differentiated vulnerabilities, roles, and capacities of women and men in relation to climate change. This helps identify gender gaps and opportunities for intervention.
- **Social Inclusion:** Ensuring that marginalized groups, such as people with disabilities, indigenous peoples, and ethnic minorities, are considered and included in project design and implementation.
- **Gender-Responsive Budgeting:** Allocating resources equitably to address gender disparities and ensure that women and men benefit equally from the project.
- **Capacity Building:** Empowering women and marginalized groups with the skills and knowledge to participate in and benefit from the project.

- **Monitoring, Evaluation, and Learning (MEL):** Tracking gender and social inclusion outcomes to measure the project's impact and identify areas for improvement.

Share with participants some examples of GESI integration in adaptation projects. For example:

- **Agriculture:** Providing women farmers with access to climate-resilient agricultural technologies and training.
- **Water Management:** Involving women in water resource management decision-making and ensuring equitable access to water.
- **Disaster Risk Reduction:** Developing gender-sensitive early warning systems and evacuation plans.
- **Ecosystem-Based Adaptation:** Supporting women's leadership in community-based conservation initiatives.


The facilitator should also use this exercise as an opportunity to discuss challenges and opportunities while mainstreaming GESI in GCF adaptation projects. Some common challenges include:

- Lack of gender expertise within project teams.
- Limited data on gender and climate change.
- Resistance to change and traditional gender roles, especially in LDC and African countries.

The [GCF Mainstreaming gender in Green Climate Fund projects](#), is the main reference book to be used for such exercise.



Slide 61: This exercise is intended for project idea holders, who would like to work on their concept note to submit to the GCF and to partners who want to be supported until they develop a complete concept note. The results of the previous exercises will be used to fill in the [GCF concept note Template](#) by adding the missing elements.



It is recommended to the facilitator and participants the [GCF Concept Note User's Guide](#) as a reference book. The objective of this user's guide is to assist Accredited Entities (AEs) and interested National Designated Authorities (NDAs) to develop a concept note to be submitted to the Green Climate Fund.

Developing a compelling GCF concept note is crucial for securing funding for your climate project. The facilitator is asked to share some key tips to increase your chances of success of the concept note:

- Clearly articulate how your project contributes to the GCF's eight result areas.
- Tailor your concept note to the GCF's audience, focusing on the funder's interests and priorities.
- Articulate a well-defined climate change problem that your project addresses.
- Use clear and concise language to effectively communicate your project's key points.
- Demonstrate how your project will address gender equality and social inclusion issues.
- Use data and evidence to support your project's claims.
- Strictly follow the GCF's concept note format and guidelines.